

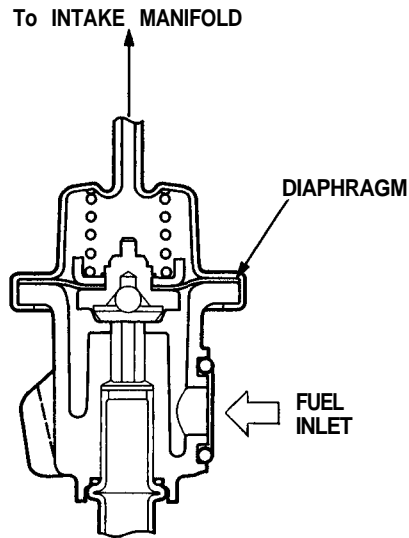
Fuel Supply System

Fuel Pressure Regulator

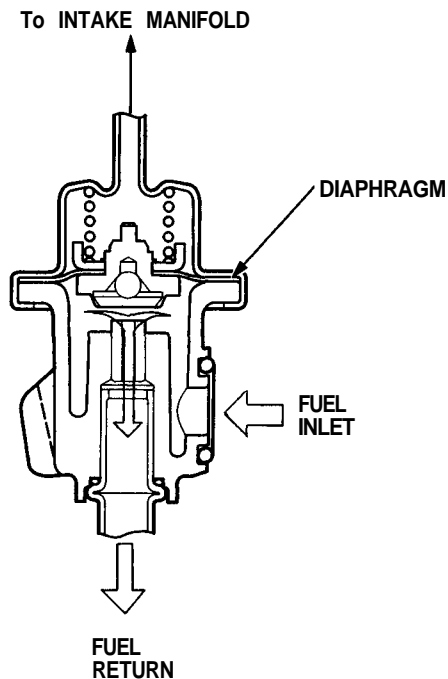
Description

The fuel pressure regulator maintains a constant fuel pressure to the fuel injectors. When the difference between the fuel pressure and manifold pressure exceeds 300 kPa (3.0 kg/cm², 43 psi), the diaphragm is pushed upward, and the excess fuel is fed back into the fuel tank through the return line.

CLOSED:



OPEN:



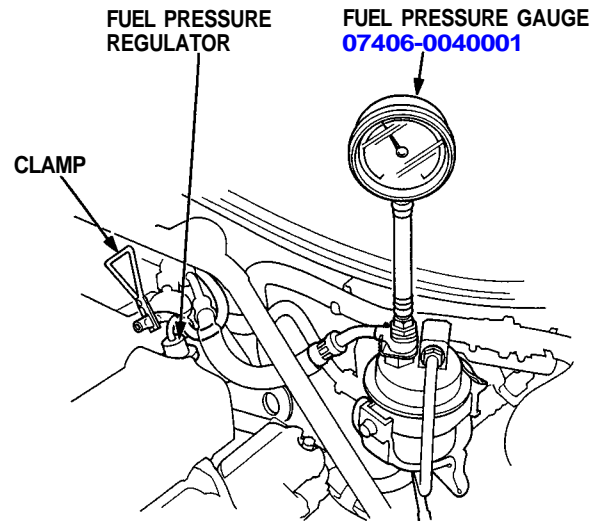
Testing

⚠ WARNING Do not smoke during the test. Keep open flames away from your work area.

1. Attach a fuel pressure gauge to the service port of the fuel filter (see page 11-107).

Pressure should be:

310–360 kPa (3.1–3.6 kg/cm², 44–51 psi)
(with the regulator vacuum hose disconnected and pinched)



2. Reconnect the vacuum hose to the fuel pressure regulator.
3. Check that the fuel pressure rises when the vacuum hose from the fuel regulator is disconnected again.
 - If the fuel pressure did not rise, replace the fuel pressure regulator.